

Benex® SinusLift

acc. to Benno Syfrig, Dr. med., med. dent.



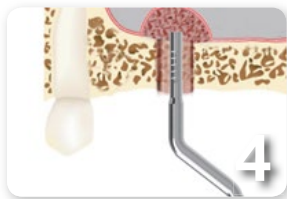
1. The implant tunnel is prepared with the drill up to the maxillary sinus cortical bone and afterwards the sinus cortical bone is thinned out using a round diamond bur.



2. After thinning out, the sinus cortical bone is cautiously pressed in with the blunt osteotome (light blows from a mallet).



3. Now the Schneider membrane is lifted with the sinus elevator: The instrument is carefully pushed in circular direction around the borehole between the cortical bone and the sinus mucosa. The mucosa is released from the base with the working tip of the elevator and pressed upwards with the spherical curve of the working tip.



4. The mucosa is lined underneath through the borehole with bone substitute material.



5. The implant is inserted. A minimal primary stability will be sufficient for an osseointegration without any problem.












Benex® SinusLift

acc. to Benno Syfrig, Dr. med., med. dent.

For internal sinus lift with osteotome technique (Summers technique), generally a height of at least 5 mm of remaining bone is required. If this height is lower, a sinus floor elevation by lateral window approach is recommended (external sinus lift).

In co-operation with the company **HELMUT ZEPF** Medizintechnik, Benno Syfrig Dr. med., med. dent. (CH) has developed an instrumentation allowing an easy, safe and practical elevation of the Schneider membrane through the implant tunnel to any height, independent of the offer of vertical bone. The intervention is extremely gentle to the tissue.

This is to guarantee a good ossification of the augmentation material and an accelerated osseointegration of the implant, even in a bad condition of the alveolar ridge.

Illustration	Article Description	Order Quantity
	41.848.41 Benex® SinusLift Elevator, # 1, ZEPF-Line, with graduation	1 piece
	41.848.42 Benex® SinusLift Elevator, # 2, ZEPF-Line, with graduation	1 piece
	47.866.10 Benex® Osteotome angulated, concave, Ø 3.5 mm, graduation 6/8/10/12/14	1 piece
	47.866.15 Benex® Osteotome angulated, concave, Ø 4.2 mm, graduation 6/8/10/12/14	1 piece
	47.867.00 Benex® Osteotome angulated, convex, Ø 2.2 mm, graduation 6/8/10/12/14, handle Ø 21 mm	1 piece
	47.867.10 Benex® Osteotome angulated, convex, Ø 3.5 mm, graduation 6/8/10/12/14, handle Ø 21 mm	1 piece
	47.867.15 Benex® Osteotome angulated, convex, Ø 4.2 mm, graduation 6/8/10/12/14, handle Ø 21 mm	1 piece
	41.506.17 Mead Hammer with exchangeable plastic inserts, 19 cm	1 piece
	85.181.00 Washtray 1/2, 178 x 135 x 24	1 piece



AESTHETIC IS THE RESULT